

## SUGGESTED TOOLS AND MATERIALS



Screwdriver



Level



Drill



Tape Measure



Safety Glasses

## PARTS INCLUDED



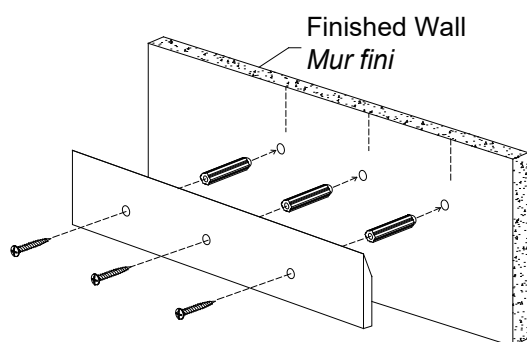
3x



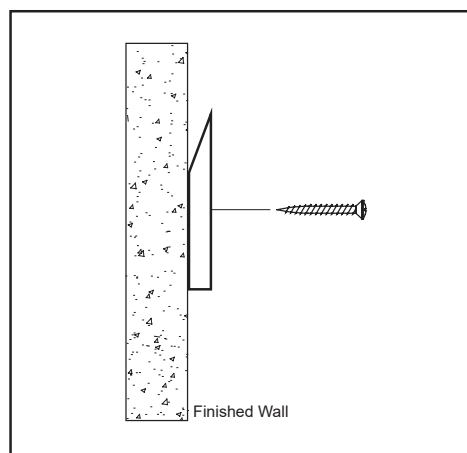
3x

## INSTALLATION INSTRUCTIONS

**1**

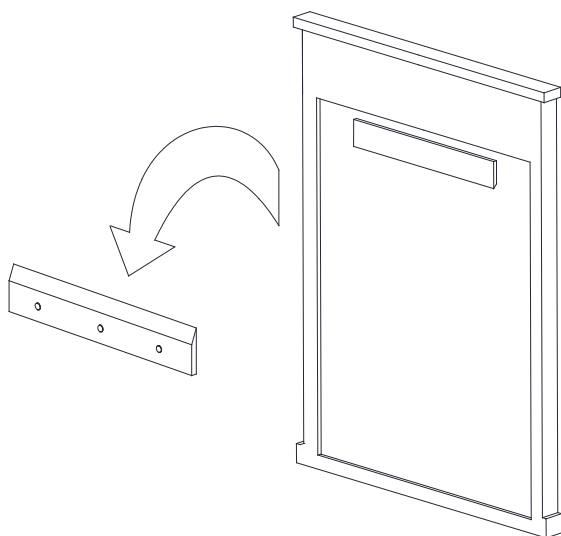


Remove wood cleat and screws from package.



Secure the wood cleat on the finished wall with screws. Make sure to hit wall studs or use provided wall anchors.

**2**



Hang mirror on the secured wood cleat.

