


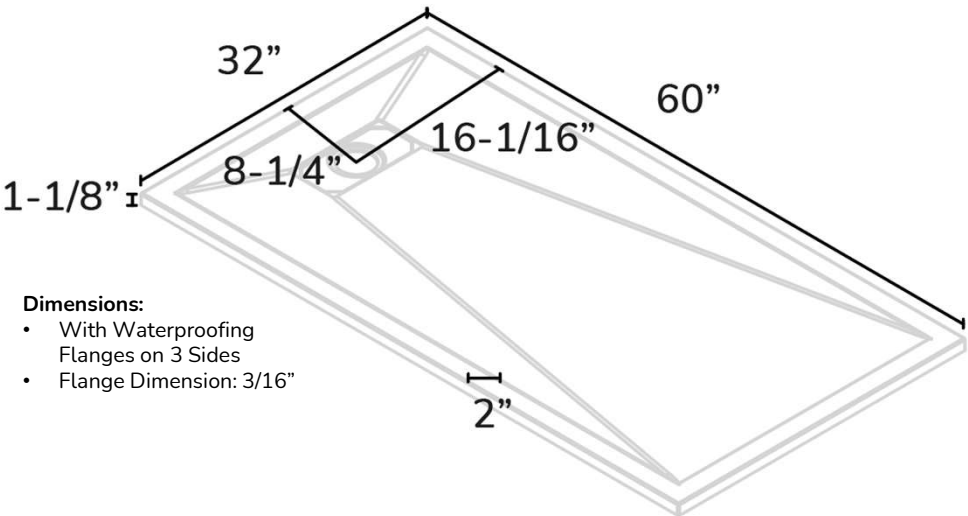
Vendor Part #: 1BC2S3260SODGUH
Floor & Decor Sku: 101064483

Sku Description: 32x60 L/R DSRT GRY SLATE CSTD DRN



32" x 60" x 1-1/8"
WITH MATCHING CASTED DRAIN PLATE

INSTALL LEFT
OR RIGHT



- Dimensions:
- With Waterproofing Flanges on 3 Sides
 - Flange Dimension: 3/16"

PRODUCT DESCRIPTION

- Made of patented solid composite blend of minerals, manufactured in Texas
- Anti-slip texture replicates overall look and feel of natural textures while meeting safety regulations
- Left or right drain shower tile installation
- Lighter than traditional composite stone pieces
- Trimmable up to 1-1/2" on each side
- Finished on all 4 edges

AVAILABLE SLIPRESISTANT FINISHES

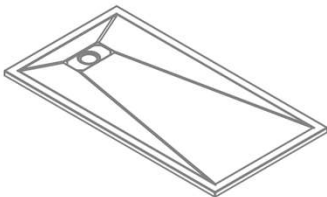


DESERT
GRAY
SLATE

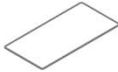
GENERAL TECHNICAL SPECS

- NOMINAL DIMENSIONS**
32" X 60" X 1 1/8
81.28 cm X 152.4 cm X 2.85 cm
- NET WEIGHT**
71.21 lbs
32.3 kg
- RAW MATERIAL**
Solid composite blend of minerals
- COMPATIBLE WITH 2" SHOWER DRAIN SYSTEM**
Shower drain sold separately*
- INSTALL OPTIONS**
- On leveled floor
 - 1 1/8 threshold over floor
 - Installed with thinset or heavy-duty construction adhesive


INSIDE THE BOX



SOLID COMPOSITE STONE
Shower Pan Base



Matching Casted
Drain Plate



Waterproof
Flange Kit

FEATURES

- MADE OF SOLID COMPOSITE STONE
- NOISE BLOCKING SOLID CORE
- LOW STEP-IN ACCESS & SLIP RESISTANT
- TIME SAVING INSTALLATION
- ADJUSTABLE & EASY TO CUT
- DESIGNED PRE-SLOPED DRAIN
- QUICK & EASY MAINTENANCE
- INSTALL WITH 2" DRAIN SYSTEM

*Sold separately in store