

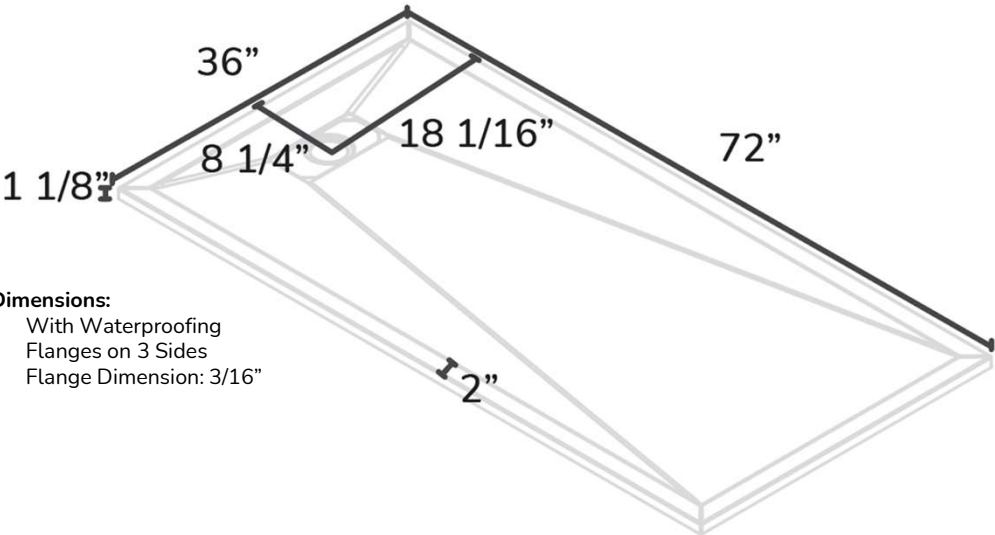
Vendor Part #: 1BC1S3672SODGUH
Floor & Decor Sku: 101064509

Sku Description: 36x72 L/R DSRT GRY SAND CSTD DRN



36" x 72" x 1-1/8"
WITH MATCHING CASTED DRAIN PLATE

INSTALL LEFT
OR RIGHT



- Dimensions:
- With Waterproofing Flanges on 3 Sides
 - Flange Dimension: 3/16"

PRODUCT DESCRIPTION

- Made of patented solid composite blend of minerals, manufactured in Texas
- Anti-slip texture replicates overall look and feel of natural textures while meeting safety regulations
- Left or right drain shower tile installation
- Lighter than traditional composite stone pieces
- Trimmable up to 1-1/2" on each side
- Finished on all 4 edges

AVAILABLE SLIPRESISTANT FINISHES

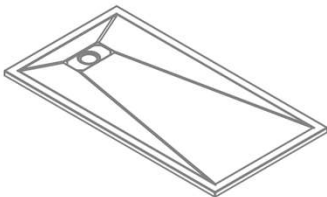


DESERT
GRAY
SAND

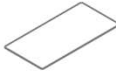
GENERAL TECHNICAL SPECS

- NOMINAL DIMENSIONS**
36" X 72" X 1 1/8"
91.44 cm X 182.88 cm X 2.85cm
- NET WEIGHT**
94.47 lbs
42.85 kg
- RAW MATERIAL**
Solid composite blend of minerals
- COMPATIBLE WITH 2" SHOWER DRAIN SYSTEM**
Shower drain sold separately*
- INSTALL OPTIONS**
- On leveled floor
 - 1 1/8 threshold over floor
 - Installed with thinset or heavy-duty construction adhesive


INSIDE THE BOX



SOLID COMPOSITE STONE
Shower Pan Base



Matching Casted
Drain Plate



Waterproof
Flange Kit

FEATURES

-  **MADE OF SOLID COMPOSITE STONE**
-  **NOISE BLOCKING SOLID CORE**
-  **LOW STEP-IN ACCESS & SLIP RESISTANT**
-  **TIME SAVING INSTALLATION**
-  **ADJUSTABLE & EASY TO CUT**
-  **DESIGNED PRE-SLOPED DRAIN**
-  **QUICK & EASY MAINTENANCE**
-  **INSTALL WITH 2" DRAIN SYSTEM**
*Sold separately in store