

Vendor Part #: 1BC1S3260SODGUH  
Floor & Decor Sku: 101076551

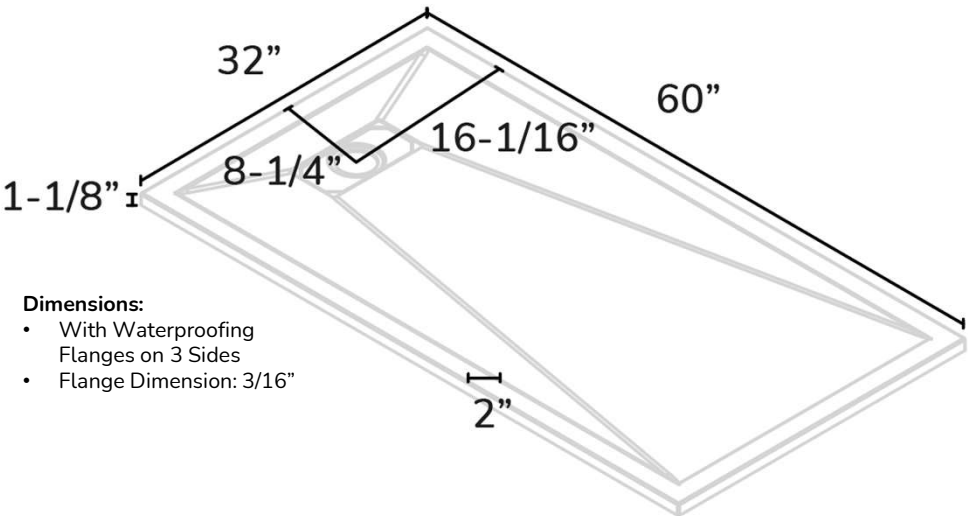
Sku Description: 32x60 L/R DSRT GRY SAND CSTD DRN



32" x 60" x 1-1/8"

WITH MATCHING CASTED DRAIN PLATE

INSTALL LEFT  
OR RIGHT



- Dimensions:
- With Waterproofing Flanges on 3 Sides
  - Flange Dimension: 3/16"

PRODUCT DESCRIPTION

- Made of patented solid composite blend of minerals, manufactured in Texas
- Anti-slip texture replicates overall look and feel of natural textures while meeting safety regulations
- Left or right drain shower tile installation
- Lighter than traditional composite stone pieces
- Trimmable up to 1-1/2" on each side
- Finished on all 4 edges

AVAILABLE SLIPRESISTANT FINISHES



DESERT  
GRAY  
SAND

GENERAL TECHNICAL SPECS

NOMINAL DIMENSIONS

32" X 60" X 1 1/8"  
81.28 cm X 152.4 cm X 2.85 cm

NET WEIGHT

71.21 lbs  
32.3 kg

RAW MATERIAL

Solid composite blend of minerals

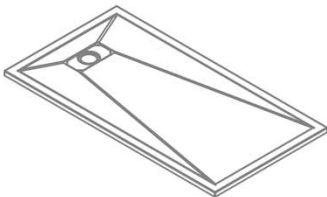
COMPATIBLE WITH 2" SHOWER DRAIN SYSTEM

Shower drain sold separately\*

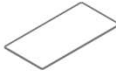
INSTALL OPTIONS

- On leveled floor
- 1 1/8" threshold over floor
- Installed with thinset or heavy-duty construction adhesive


INSIDE THE BOX



SOLID COMPOSITE STONE  
Shower Pan Base



Matching Casted  
Drain Plate



Waterproof  
Flange Kit

FEATURES



\* All items are subject to change without notice. \* All content is considered confidential for all parties.