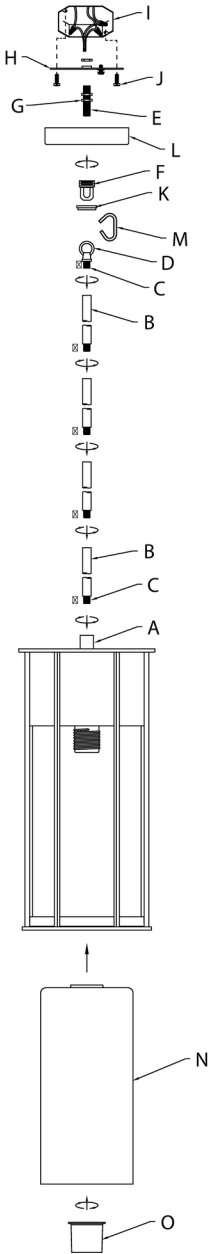


Fixture Diagram



Parts List

[A]	[F]	[K]
[B]	[G]	[L]
[C]	[H] [D]	[M] [J]
[D]	[I] [K]	[N]
[E]	[J] [D]	[O]

v

**CAUTION – RISK OF SHOCK –**  
Disconnect Power at the main circuit breaker panel or main fusebox before  
[P] [Q]

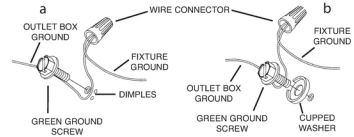
WARNING:

o  
o  
o

CLEANING:

o  
o  
o

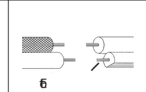
- 1) [C] [A] [B]
- NOTE: [A]
- 2) [C]
- 3) [E] [G] [F] a
- 4) [H] [D] [I]
- 5) [H] [K] [L] [J]
- 7) [M] [K]
- 10) [M] [K]
- a) [M] [K]



11) [D]

Connect Black or Red Supply Wire to:	Connect White Supply Wire to:
o	tZ
Wooö	Wooö P•
oUöo	oUöool
öZ	öZ
v	v

EWtöooWd  
Wdöö  
ö  
öov  
öZ  
o



- 12) [N]
- 13) [O]
- 15) [O]