





Important Information


# READ BEFORE INSTALLING




This product comes with two protective wax strips to protect the beauty of the glossy finish during transportation.



To remove the wax use a wooden object such as wooden ruler, spatula, spoon, tongue depressor, popsicle stick, etc and apply a little bit of pressure which will easily remove the wax off from the tile surface.



We recommend you remove the wax before installation. However, the wax can also be removed after tile is installed, but before grouting.



Do not use any sharp or metal objects as they may scratch the glossy finish.